



Eagles Nest Pistol Club, Inc

Stage 1
July 2015

START POSITION:

Gun loaded and holstered, standing outside the shooting area A toes touching fault line on the marks. Hands relaxed at your sides.

GUN READY CONDITION: Loaded and holstered.

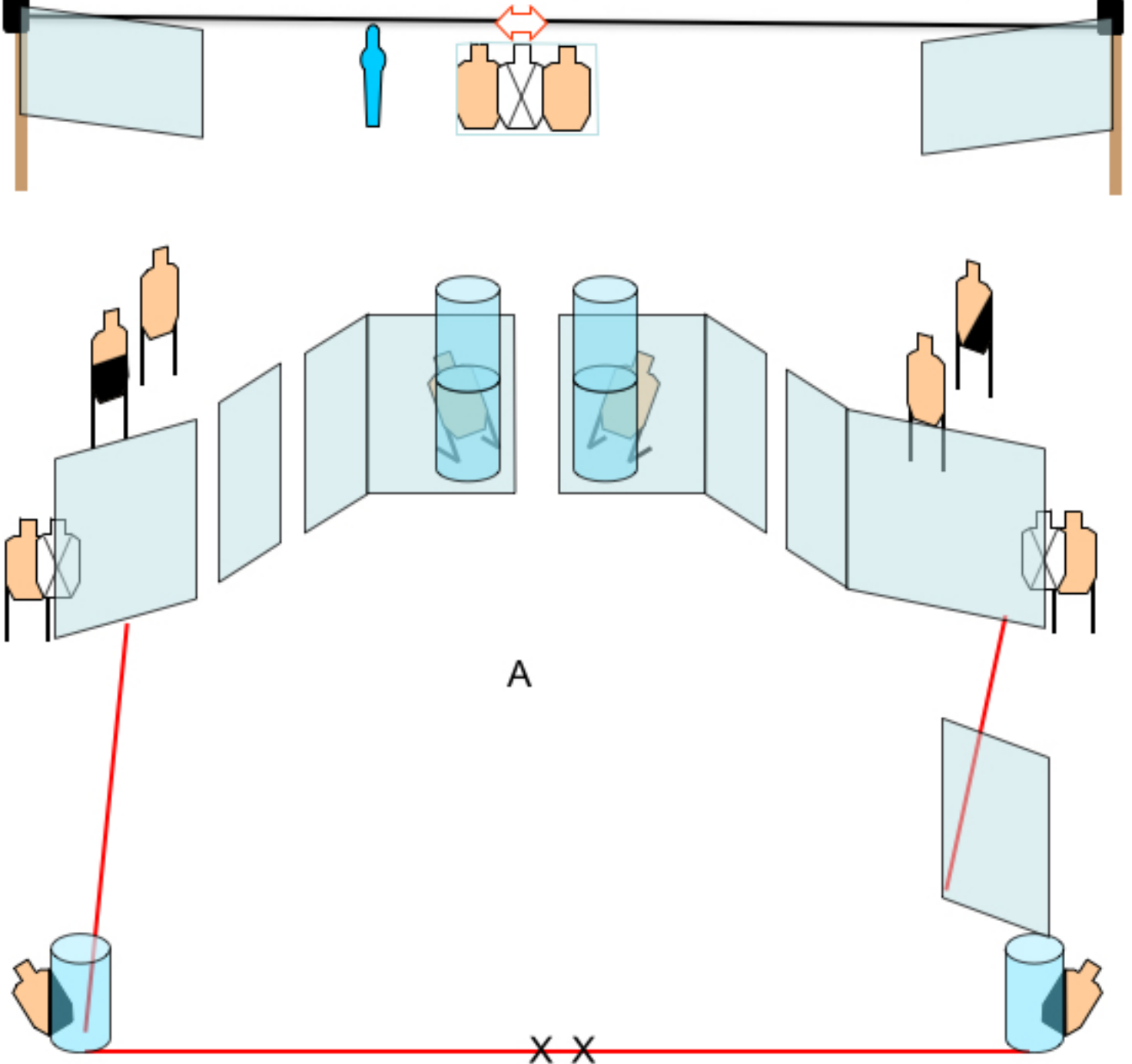
SCORING: Comstock, 25 rounds, 125 points

TARGETS: 12 IPSC, 1 PP, 0 USP, 0 Plates

SCORED HITS: Best 2 per paper, KD steel = 1A

START-STOP: Audible - Last shot

RULES: USPSA current edition





Eagles Nest Pistol Club, Inc

Stage 2
July 2015

START POSITION:

Gun loaded and holstered, standing in shooting area A heels against the marks, hands relaxed as sides.

GUN READY CONDITION: Loaded and holstered.

STAGE PROCEDURE: Upon start signal, engage targets as required to score.

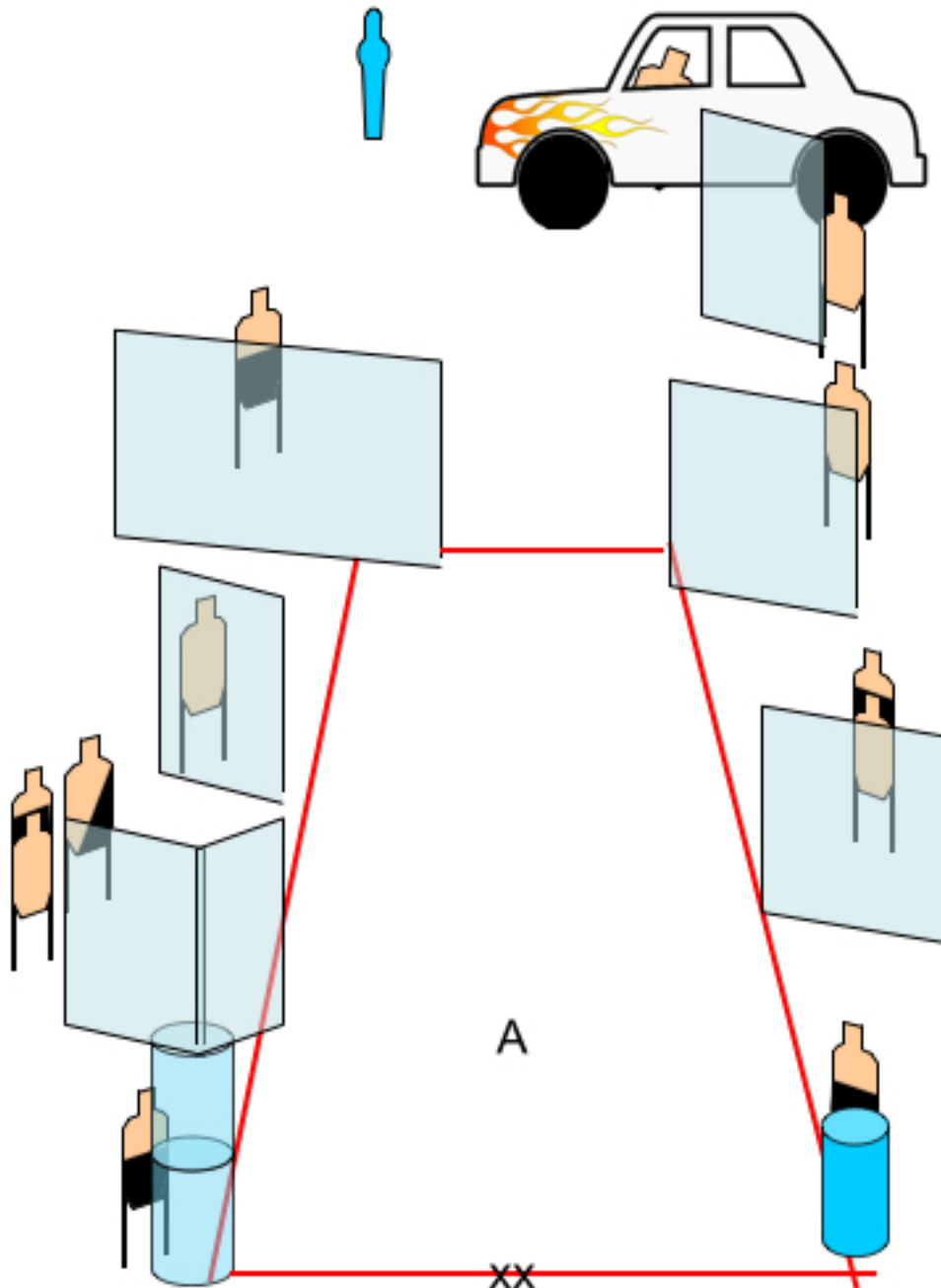
SCORING: Comstock, 25 rounds, 125 points

TARGETS: 12 IPSC, 1 PP, 0 USP, 0 Plates

SCORED HITS: Best 2 per paper, KD Steel = 1A

START-STOP: Audible - Last shot

RULES: USPSA current edition





CM 03-05

Paper Poppers

RULES: USPSA Handgun Competition Rules, current edition **COURSE DESIGNER:** Clif King – Modifications by US Design Team

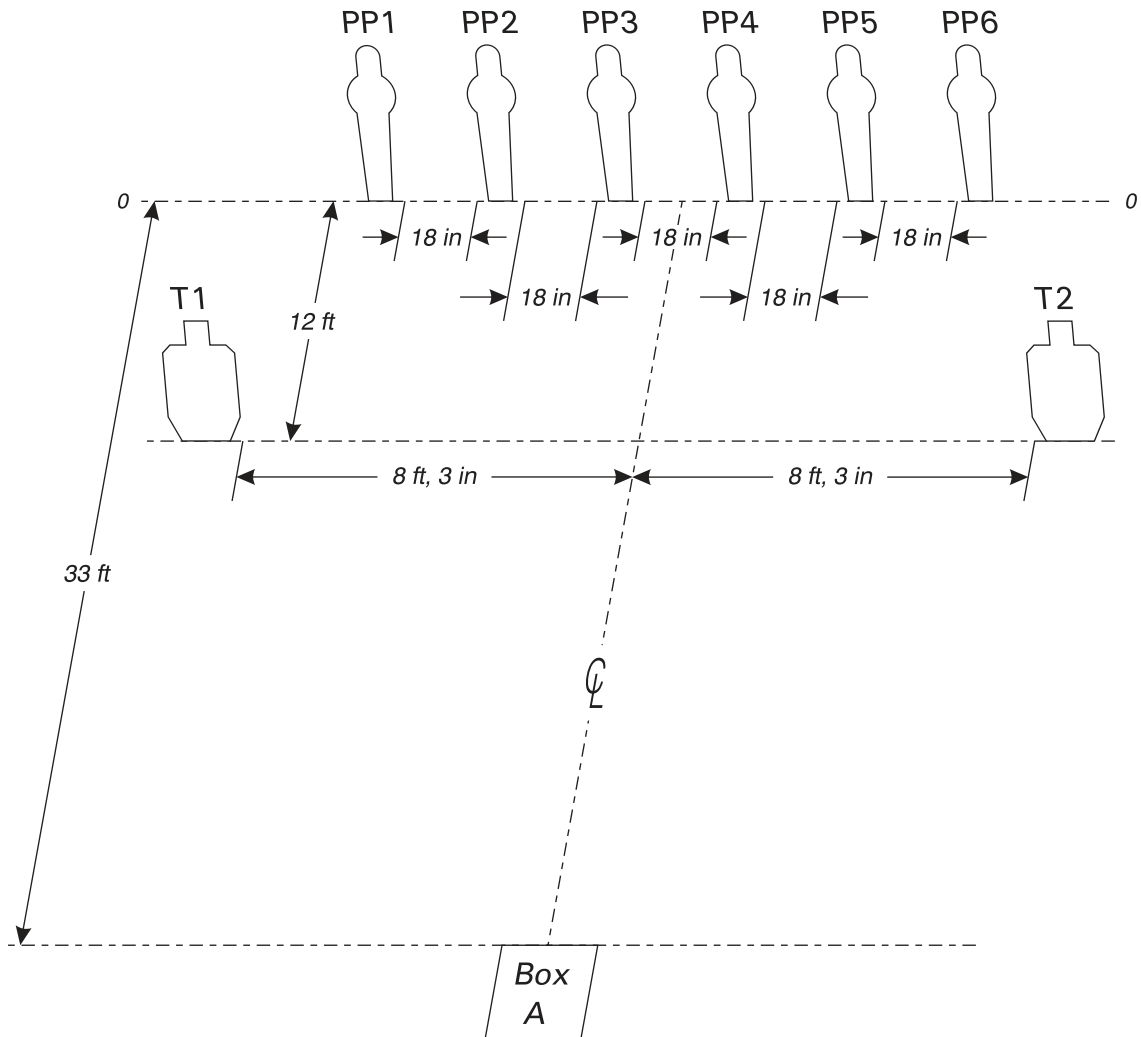
START POSITION: Standing in Box A, hands at surrender position (wrists above shoulders). Handgun is loaded and holstered as per ready condition in rule 8.1.1 and 8.1.2.

STAGE PROCEDURE

Upon start signal, engage either Array 1, or Array 2, perform a mandatory reload and engage the second array. Paper requires two rounds each and steel must fall to score. A mandatory reload is required whenever changing arrays. Array 1 = paper; Array 2 = steel.

SCORING

SCORING: Comstock, 10 rounds, 50 points
TARGETS: 2 Metric, 6 Pepper poppers
SCORED HITS: Best 2/paper, KD = 1 A
START - STOP: Audible - Last shot
PENALTIES: Per current edition USPSA Handgun Competition Rules



SETUP NOTES: Set paper targets to 5 feet high at shoulders. Box A is 3-feet by 3-feet.





Eagles Nest Pistol Club, Inc

Stage 4
July 2015

START POSITION:

Gun loaded and holstered, standing directly behind barrel palms flat on the marks, hands relaxed at sides.

GUN READY CONDITION: Loaded and holstered.

STAGE PROCEDURE: Upon start signal move into shooting area and engage targets as required to score.

SCORING:

Comstock, 19 rounds, 115 points

TARGETS:

7 IPSC, 0 PP, 5 USP, 0 Plates

SCORED HITS:

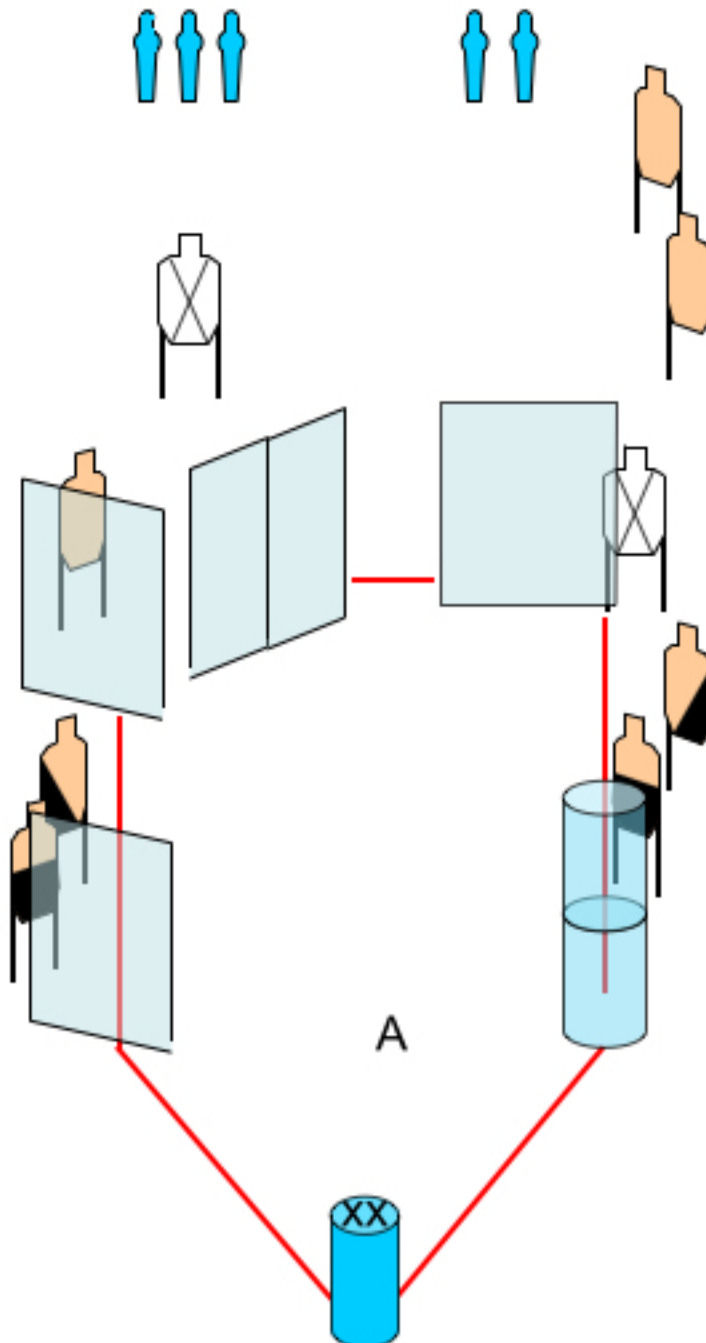
Best 2 per paper, KD Steel = 1A

START-STOP:

Audible - Last shot

RULES:

USPSA current edition





Eagles Nest Pistol Club, Inc

Stage 5
July 2015

START POSITION:

Standing outside shooting area A toes touching the marks holding the grenade in your weak hand. Hands relaxed naturally at your sides.

GUN READY CONDITION: Loaded and holstered.

SCORING: Comstock, 22 rounds, 110 points

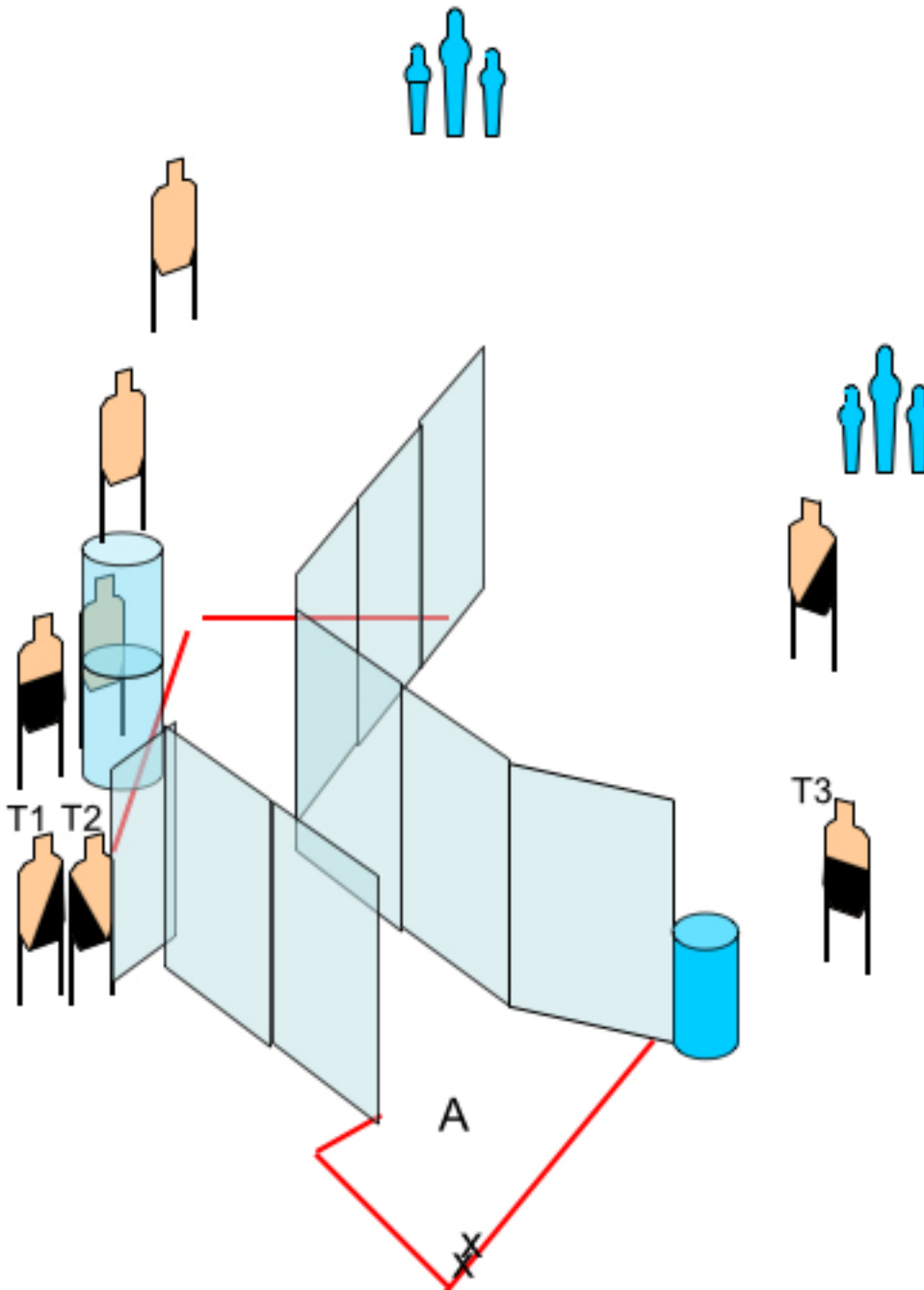
TARGETS: 8 IPSC, 4 USP, 2 PP

STAGE PROCEDURE: Upon start signal engage t1 - T3 strong hand only. Drop Grenade in the barrel and engage remaining targets as required to score.

SCORED HITS: Best 2 per paper

START-STOP: Audible - Last shot

RULES: USPSA current edition





Eagles Nest Pistol Club, Inc

Stage 6

June 2015

START POSITION:

Gun loaded and holstered, standing in shooting area A facing up range, hands above shoulders.

GUN READY CONDITION: Loaded and holstered.

SCORING: Virginia Count, 12 rounds, 60 points

TARGETS: 3 IPSC

SCORED HITS: Best 4 per paper, KD steel = 1A

START-STOP: Audible - Last shot

RULES: USPSA current edition

STAGE PROCEDURE:

String 1: Upon start signal, draw and engage T1 - T3 with two round each freestyle, perform a mandatory reload engage T4 - T6 strong hand only.

