

WESTERN PA SECTION



USPSA

CHAMPIONSHIP



Welcome!

Shooters,

We would like to thank each one of you for participating in the Western Pennsylvania Sectional Championship sponsored by Muhlenkamp. We have designed stages that will be challenging but most importantly, fun. As the owner of Greater Pittsburgh Gun Club, and a USPSA competitor as well, I have the great pleasure in being able to host Pennsylvania's premiere match. I hope you enjoy the match presentation, amenities, and most of all the camaraderie with other shooters who enjoy the same passion for shooting as you. This match will be the start of many that Greater Pittsburgh Gun Club will offer with the goal of always trying to improve for the best experience possible. We wish you the best of luck and hope you shoot to your potential. If you have any questions or comments, please do not hesitate to ask me or any of the staff. We hope you enjoy the Western Pennsylvania Sectional Championship and will join us in June of 2024 when Greater Pittsburgh Gun Club hosts the Area 8 Championship.

Shoot fast, accurately, and most of all safely.

Regards,
Bill Drummond
& GPGC Management



2023 WESTERN PENNSYLVANIA SECTION MATCH

**SPONSORED BY MUHLENKAMP
GREATER PITTSBURGH GUN CLUB | BULGER PENNSYLVANIA**

WHAT'S INSIDE

Staff.....	3
Schedule.....	4
Sponsors.....	5
Match Briefing.....	7
Range Facilities.....	8
Range Map.....	8
Stages.....	10
Squadding Matrix.....	21



STAFF

MATCH DIRECTOR:	Dave Dorisio
RANGE MASTER:	Russell Fortney
AREA 8 DIRECTOR:	Ted Murphy
SECTION COORDINATOR:	Doug Sestock
CHRONO:	Bretton Rebol, Pat Rebol
DINNER FOR ROs:	Sponsored by Tom Gillece - Gillece Services
LUNCHES FOR ROs:	Drummond Family
MEDIA/GRAPHICS	Linda Dorisio
SLIDING PROP DESIGN:	Ron Kiesel
QUARtermaster:	Corey Sheel Matt Maslonic
RUNNER:	Chris Hammond
STAGE DESIGN:	Linda Dorisio
STATS/ REGISTRATION	Greg Zombek Linda Dorisio (assistant)

RANGE OFFICERS

Stage 1

Robert Eger (CRO)
Rick Kalyn
Nathan Lingsch
David Lingsch

Stage 2

Han Yu (CRO)
Zuoming Zheng
Sifei Han
Jeff Merwede

Stage 3

Vince Lucchetti (CRO)
Justin Manley
Shiva Costley
Eric Mallaber

Stage 4

Stephen Pierce (CRO)
Dineen Gosselin
Aaron Sellers

Stage 5

Roger Elder (CRO)
Eric Scheirer
Liz Polovina
Sven Wagner

Stage 6

Gary Dean (CRO)
Robert Ackerman
Daniel Pacella
David Mulock

Stage 7 & 8

Bud Connolly (CRO)
Steve Golla
Robert Goodman
Ronald Rodgers

Stage 9

Doug Sestock (CRO)
Brian Johnson
James Johnson
Miguel Turovsky

Stage 10

Kevin Blake (CRO)
Anthony Venditti
Mario Venditti

Stage 11

Rameen Salehi (CRO)
Ronald Kiesel
Drew Maruski

SCHEDULE

REGISTRATION WILL TAKE PLACE IN THE CLUBHOUSE

FRIDAY | JULY 28

- 7:45 Staff to be on range
- 9:00 First shot staff competition
- Lunch will be provided for staff
- 4: 00 PM to 6:00 PM Registration
- 5:00 PM range closes
- *Staff banquet immediately following match at the club*

SATURDAY | JULY 29

- 7:30 Registration opens
- 8:15 Shooter meeting near bay 2
- 8:30 First shot begins for paid shooters
- *Lunch determined the day of each match*
- 7:00 PM range closes

SUNDAY | JULY 30

- 7:30 Registration opens
- 8:15 Shooter meeting near bay 2
- 8:30 First shot begins for paid shooters
- *Lunch determined the day of each match*
- 7:00 PM range closes



Saturday and Sunday

Gate to club house opens at
7:00 AM and closes at 7:00 PM

WESTERN PA SECTION SPONORS

TITLE SPONORS



INVESTMENT ADVISORS
<https://muhlenkamp.com/>



GOLD SPONSORS



<https://www.hornady.com/>



MANTIS

<https://mantisx.com/>



STAGE SPONSORS



They CHANGE So You Don't Have To™

www.huntershgold.com



MATCH BRIEFING

COLD RANGE - Greater Pittsburgh Gun Club is a cold range. If you should arrive at the range with a carry gun, you must immediately find a Range Officer to clear the weapon and put it in your bag. The gun will then be returned to your vehicle.

SAFETY AREAS - Firearms can only be managed at a safe table. There will be no bagging/unbagging of handguns permitted from your vehicle. PCCs may be bagged/unbagged at the vehicles if flagged and handled in a safe manner (muzzle up or down). All gun handling, i.e., sight pictures, minor gun repairs, must take place at a safe table or at the direction of a Range Officer. As a reminder, no handling of ammunition at the safe table, this will result in a disqualification from the match.

EYE AND HEARING PROTECTION - While on the range, competitors and spectators must wear eye and hearing protection at all times.

SHOOTERS MEETING: All competitors will be required to attend the shooters meeting on the morning of the day they are scheduled to compete.

FIRST AID - If you are having difficulties or need assistance, please let an RO know.

STAGE DIAGRAMS - The stage diagrams shown in the Matchbook may differ from the actual stages. Please inspect each stage carefully and ask about any changes. If you do not ask, we will assume that you understand the changes.

CHRONOGRAPH: Report to the Chronograph Station at the assigned time for your squad. Failure to report to Chronograph will result in a zero score for the match.

SET STEEL AND TAPE TARGETS - Competitors are expected to paste targets and set steel.

MATCH SCORING - The match will be scored using Practiscore. We will have a printer device that will print out individual results on each stage. We will utilize paper backup if necessary.

STAGE WALK-THROUGHS: Range closes at 6:00 PM, unless there is a match still in progress. On Friday, if no competitors are shooting, preparing to shoot, or scoring the stage, registered competitors may enter or move through the course of fire. On Saturday and Sunday, competitors may only enter or move through the course of fire with prior approval of either the Range Master or the Range Officer assigned to that stage. No activated targets may be handled or manipulated during stage walkthroughs.

TEST BAY: Bay 1 is a testing bay for competitors who have gun issues. Competitors must have permission from the Range Master to use this bay and a range office must be present.

RANGE FACILITIES

CLUB HOUSE - With the exception of shooter registration and lunch, the clubhouse will be off-limits to competitors. Only select staff are permitted to enter the clubhouse.

RESTROOMS - Porta jons will be located at various spots along the bays.

FOOD SERVICE - Squads on the back bays near the woods, will go to lunch first. Once they are finishing up, squads in the front bays near the clubhouse will then go to lunch. Food will be available for competitors to purchase. Picnic tables will be located outside clubhouse.

PARKING - Parking is anywhere in the grassy fields near the bays or surrounding areas.

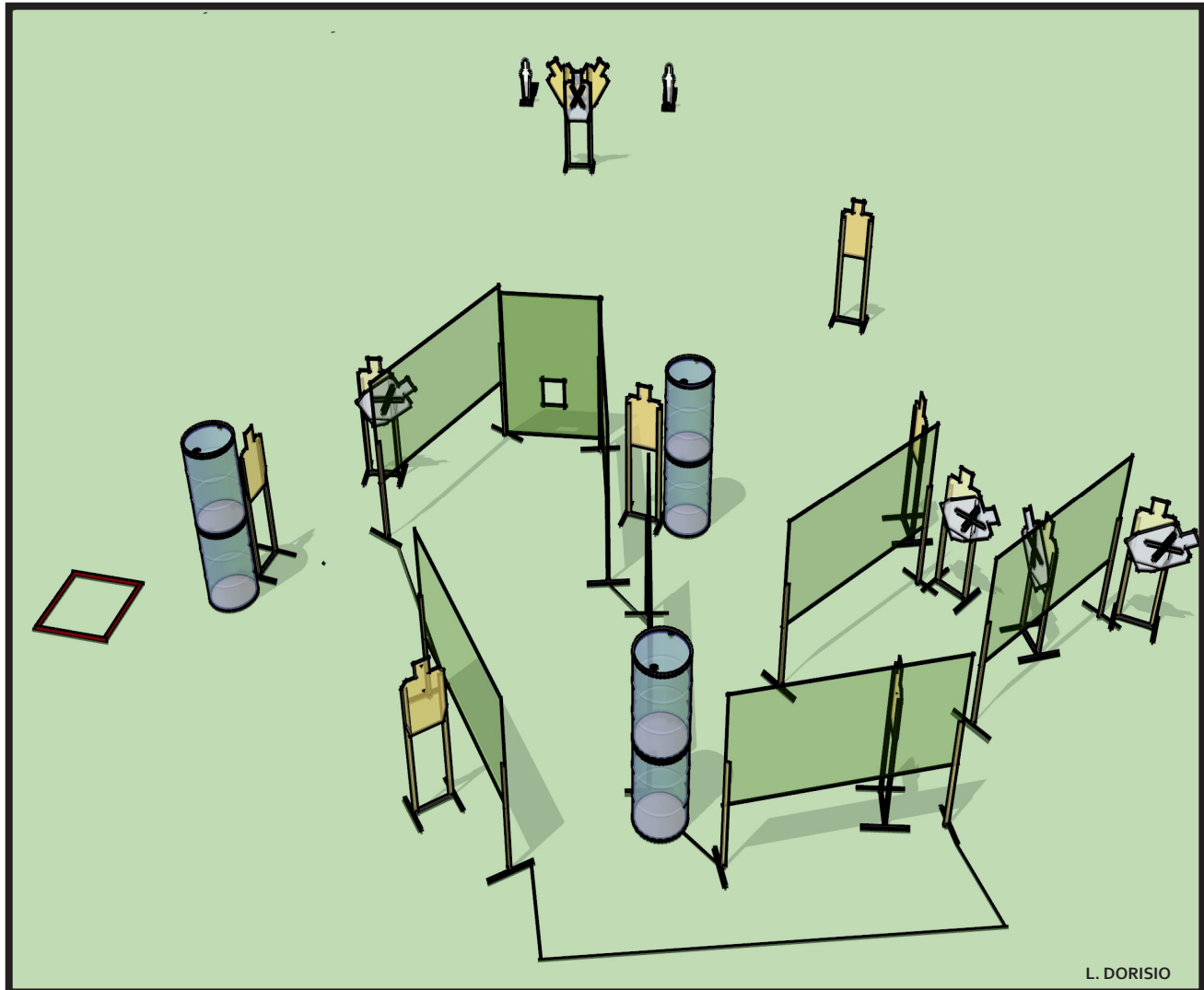


MAP



WESTERN PENNSYLVANIA SECTION MATCH

STAGE 1 - LIMBO SHOWDOWN

**START POSITION:**

Anywhere outside the shooting area. Handgun loaded and holstered, wrist below belt. PCC loaded, stock on belt, muzzle pointed down range.

SCORING: Comstock

TARGETS: 12 USPSA, 2 mini-poppers


ROUNDS: 26

STAGE PROCEDURE:

At start signal, enter shooting area and engage targets as they become visible.

WESTERN PENNSYLVANIA SECTION MATCH

STAGE 2 - SWAYING BULLSEYES

**START POSITION:**

Anywhere inside the shooting area. Handgun loaded and holstered, wrist below belt. PCC loaded, stock on belt, muzzle pointed down range.

SCORING: Comstock

TARGETS: 12 IPSC, 1 mini-popper

ROUNDS: 25

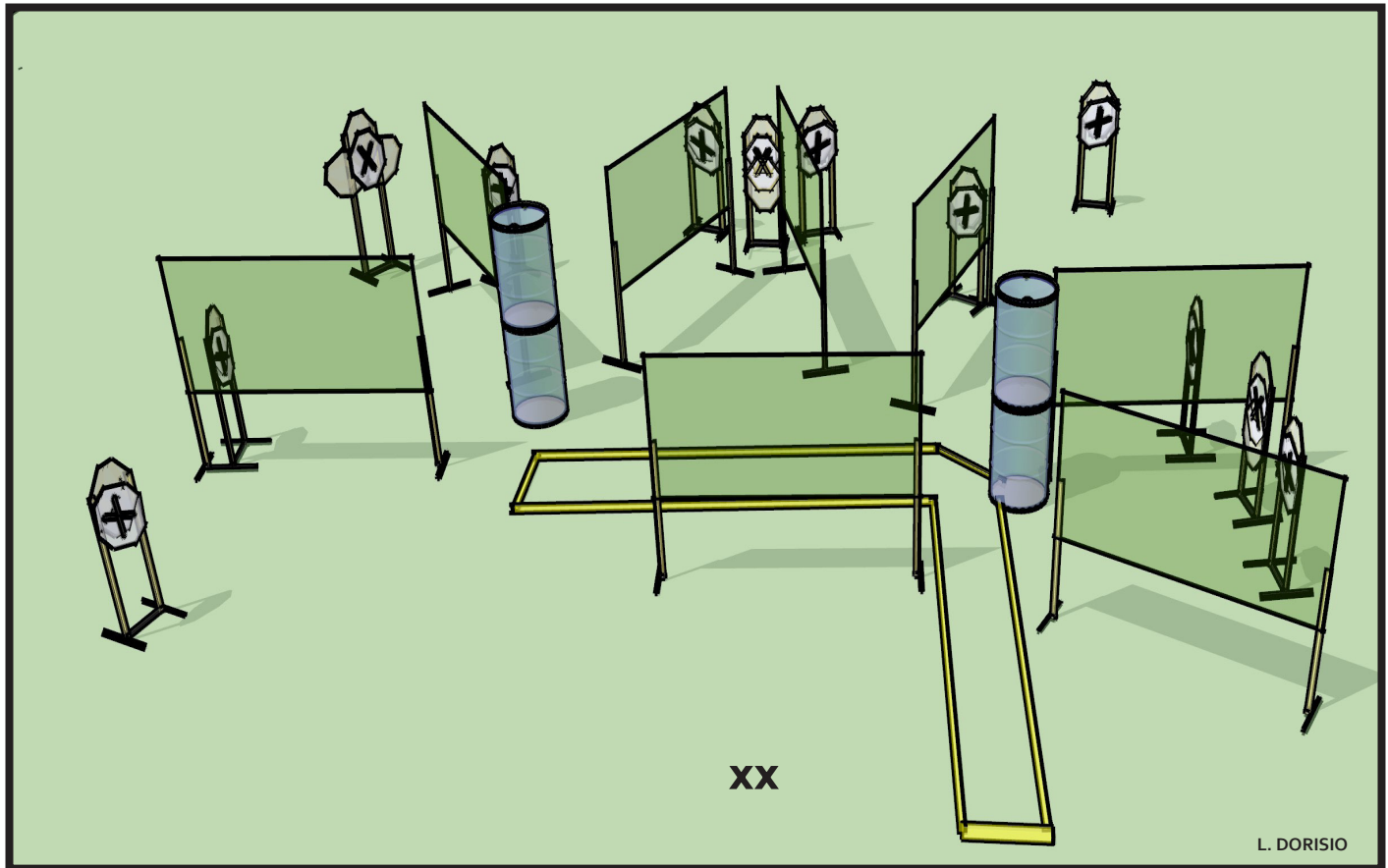
STAGE PROCEDURE:

At start signal, enter shooting area and engage targets as they become visible.

Mini popper activates both swingers that are visible at rest.

WESTERN PENNSYLVANIA SECTION MATCH

STAGE 3 - RUSSELL'S PERRIER

**START POSITION:**

Starting outside shooting area, toes on start stick. Hand-gun loaded and holstered, wrists above shoulders. PCC loaded, stock on belt, muzzle pointed down range.

SCORING: Comstock

TARGETS: 16 IPSC targets

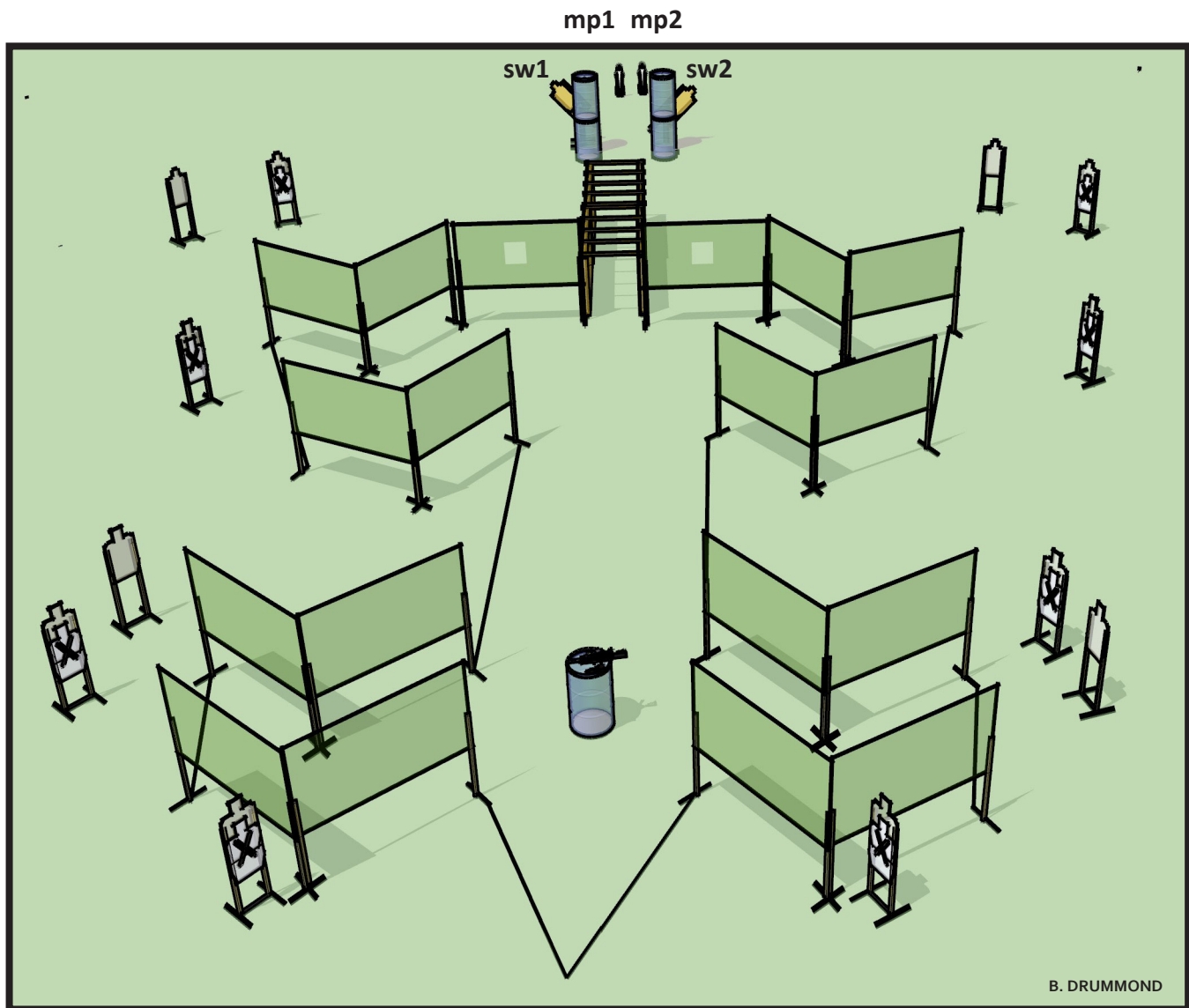
ROUNDS: 32

STAGE PROCEDURE:

Upon start engage targets from within the shooting area.

WESTERN PENNSYLVANIA SECTION MATCH

STAGE 4 - BILL'S ZIGZAG ZANINESS

**START POSITION:**

Toes on marks, firearm unloaded on barrel, trigger placed on mark, firearm pointed down range. Ammo comes from belt.

SCORING: Comstock

TARGETS: 14 USPSA targets, 2 mini popper

ROUNDS: 30

STAGE PROCEDURE:

Upon start signal engage targets within shooting area.

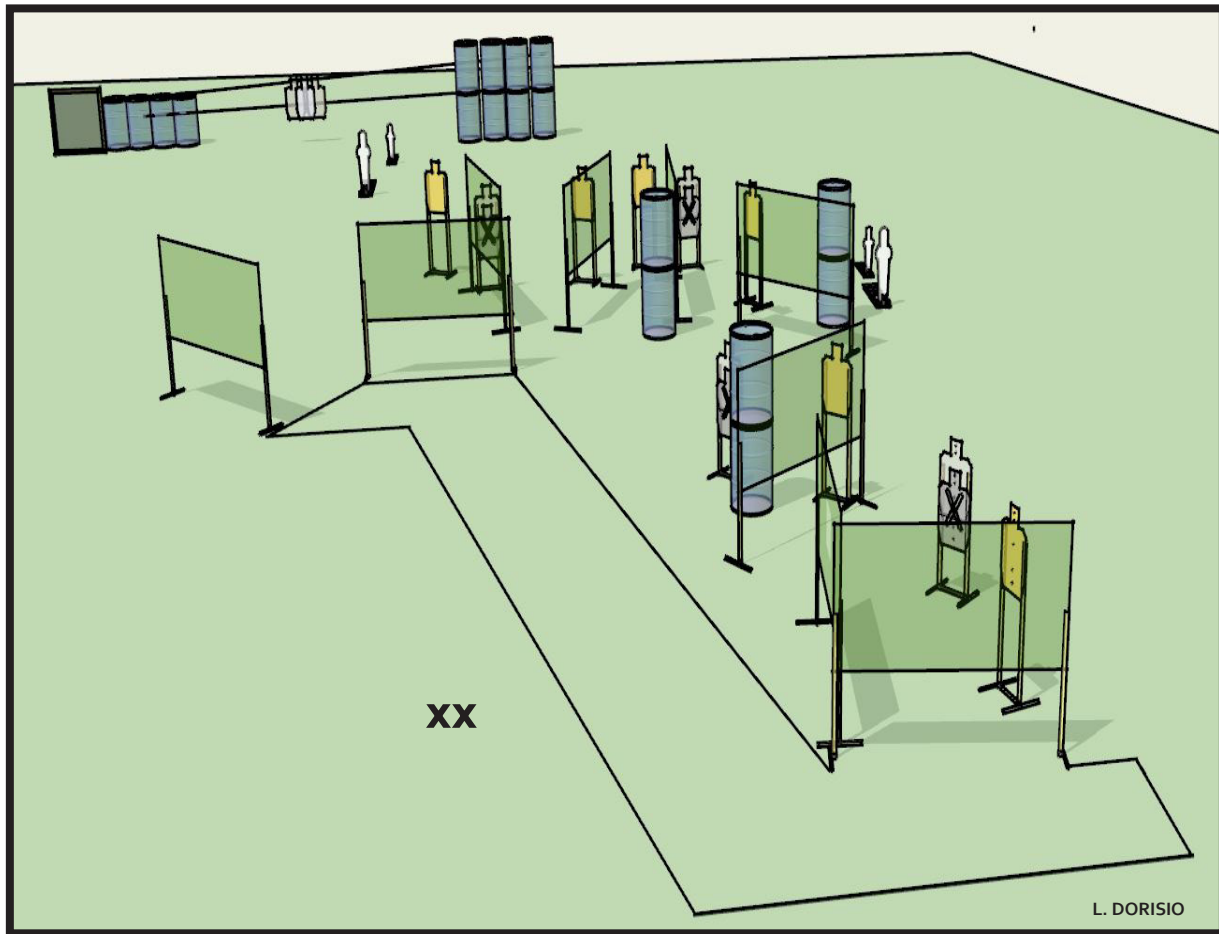
>Mini pepper popper 1 (mp1) activates swinger 2 (sw2).

>Mini pepper popper 2 (mp2) activates swinger 1 (sw1).

>Swingers are available at rest.

WESTERN PENNSYLVANIA SECTION MATCH

STAGE 5 - RUN & GUN MAYHEM



START POSITION:

Firearm loaded and holstered, wrist below belt, toes on marks. PCC loaded, stock on belt, muzzle pointed down range, toes on marks.

SCORING: Comstock

TARGETS: 12 USPSA, 2 mini-poppers 2 poppers,

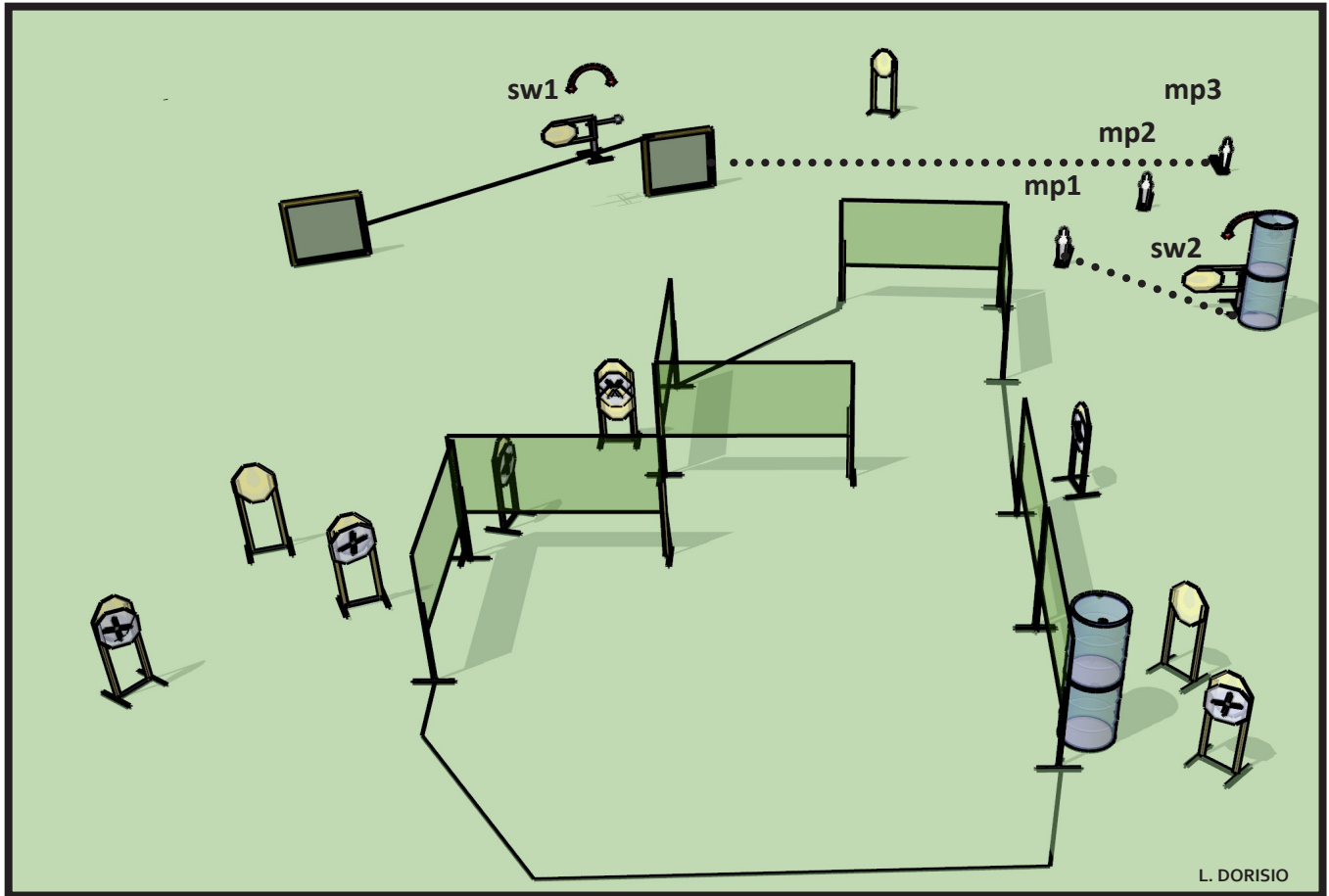
ROUNDS: 28

STAGE PROCEDURE:

Upon start signal, enter shooting area and engage targets as they become visible.

WESTERN PENNSYLVANIA SECTION MATCH

STAGE 6 - MOBILE MARKSMEN

**START POSITION:**

Anywhere in outside shooting area. Handgun loaded and holstered, wrists above shoulders. PCC is loaded, stock on belt and muzzle pointed down range.

SCORING: Comstock

TARGETS: 12 IPSC targets, 3 mini pepper poppers

ROUNDS: 27

STAGE PROCEDURE:

At start signal, enter shooting area and engage targets from within the shooting area.

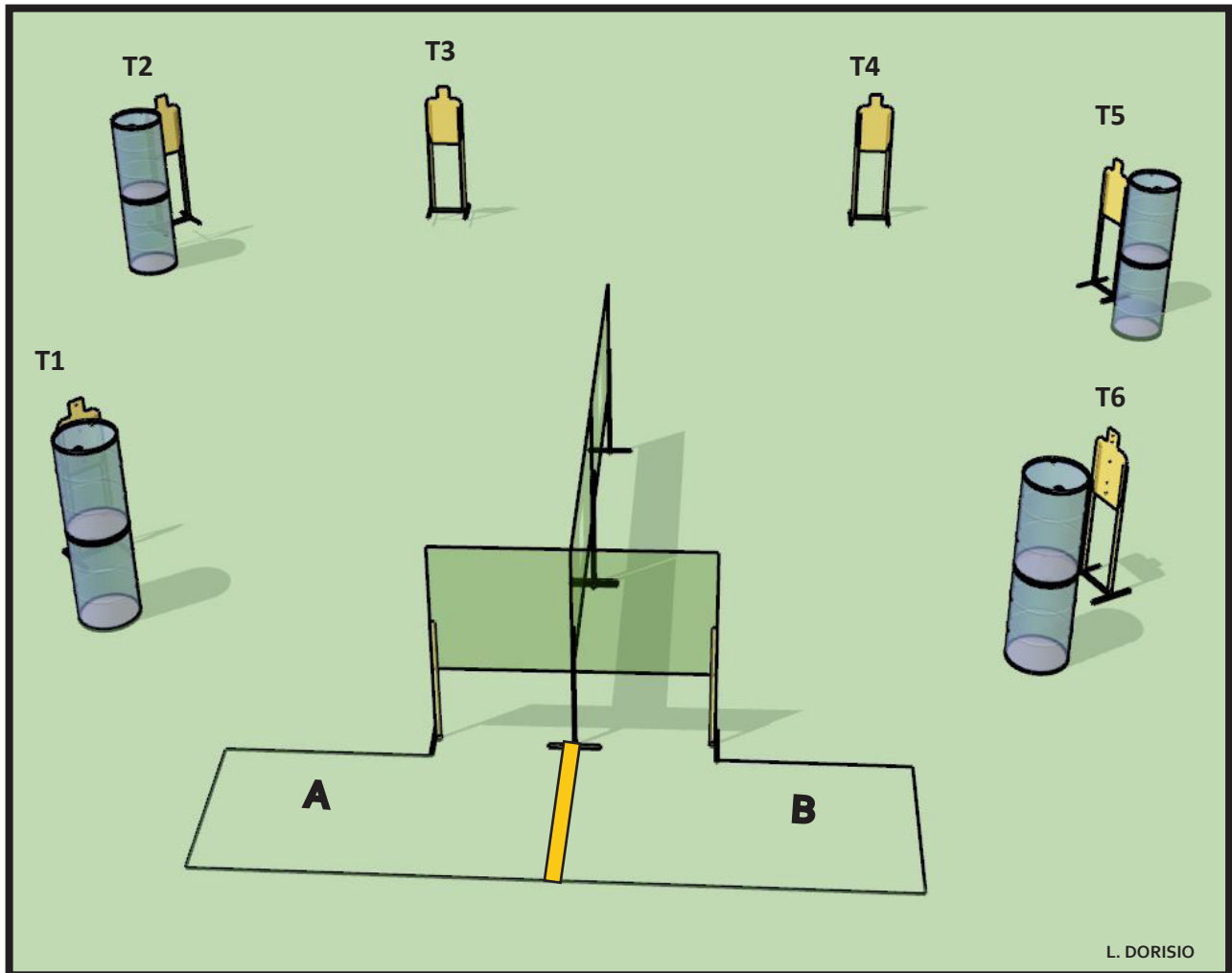
>Mini popper mp 3 activates sw-1 sliding swinger

>Mini popper mp-1 activates sw-2 swinger

All swingers are visible at rest.

WESTERN PENNSYLVANIA SECTION MATCH

STAGE 7 - AIM & CONQUER



L. DORISIO

START POSITION:

Toes on marks, handgun loaded and holstered, wrist below belt. PCC is loaded, stock on belt and muzzle pointed down range.

SCORING: Comstock**TARGETS:** 6 USPSA targets**ROUNDS:** 12**STAGE PROCEDURE:**

STRING 1: Strong hand only, engage from either section A or section B

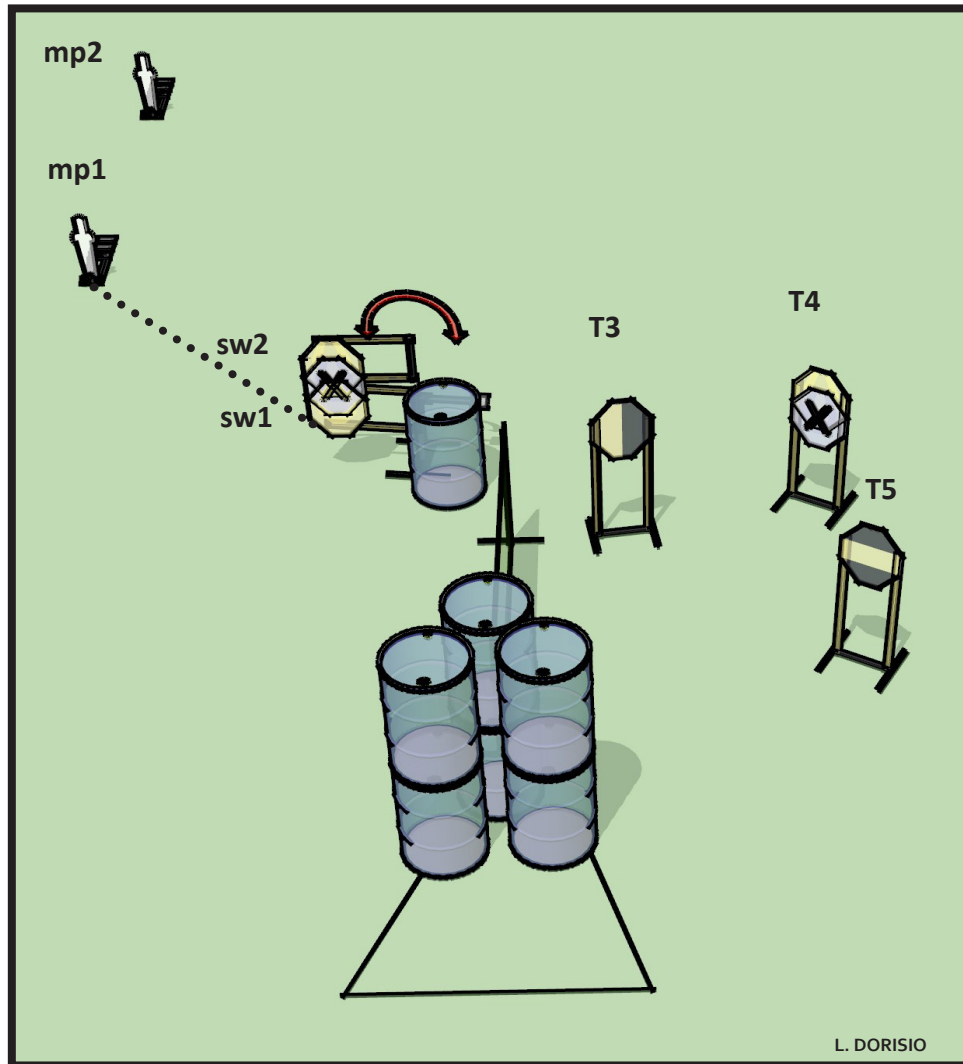
STRING 2: Weak hand only, engage remaining section

Section A: t3, t5, t6

Section B: t1, t2, t4

WESTERN PENNSYLVANIA SECTION MATCH

STAGE 8 - ACCURACY ASSULT

**START POSITION:**

Standing in box, handgun loaded, holstered, wrist below belt. PCC loaded, muzzle pointed down range, stock on belt.

SCORING: Comstock

TARGETS: 5 IPSC targets, 2 mini poppers

ROUNDS: 12

STAGE PROCEDURE:

Array A consists of mp1, mp2, sw1 & sw2

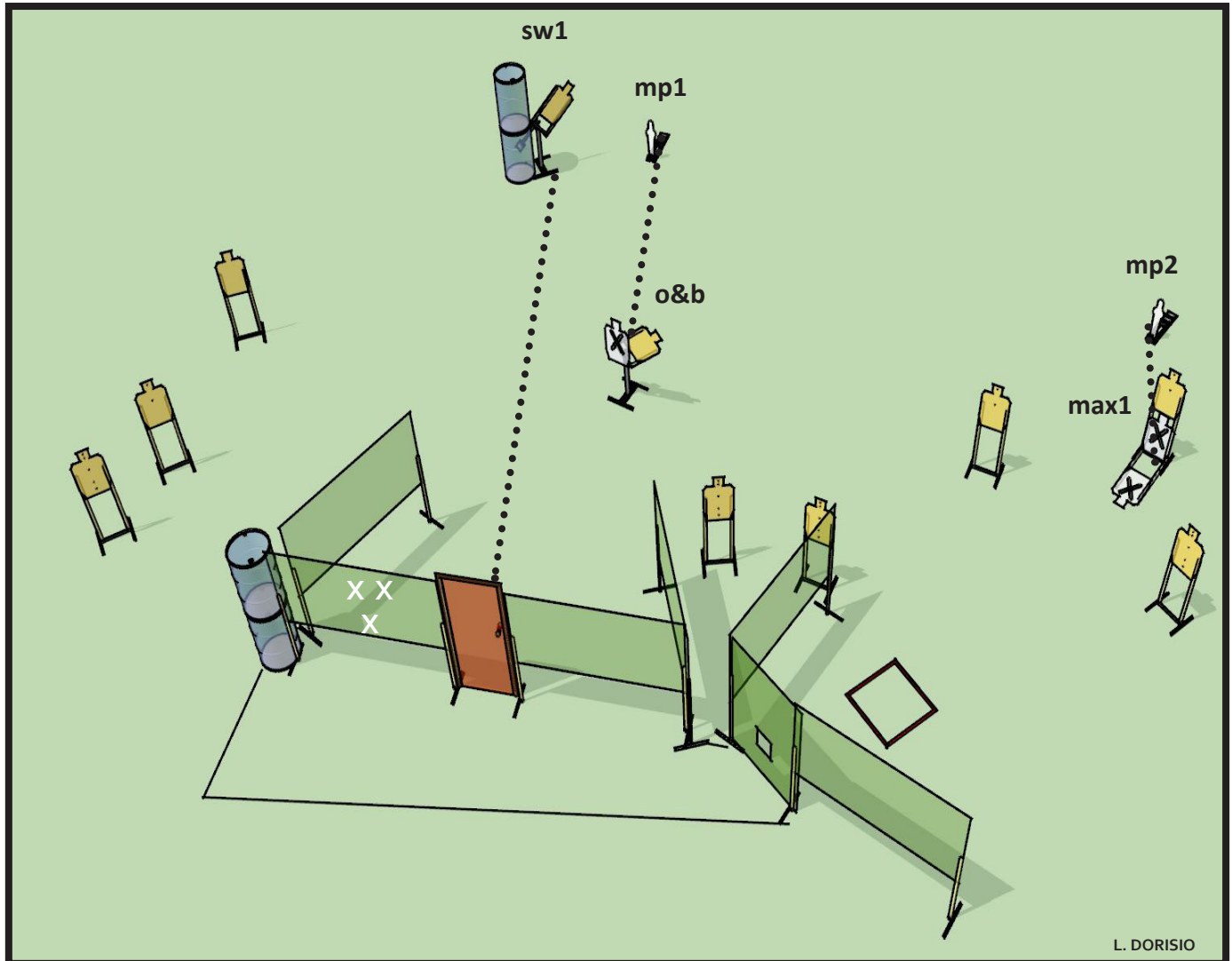
Mini popper (mp1) activates swinger 1 & 2 (sw1 & sw2)

Double swinger will be visible at rest.

Array B consists of t3, t4, t5

WESTERN PENNSYLVANIA SECTION MATCH

STAGE 9 - LOW AND FAST

**START POSITION:**

handgun loaded and holstered, palms flat on marks. PCC loaded, stock on belt, muzzle on mark

SCORING: Comstock

TARGETS: 10 USPSA targets, 2 mini poppers

ROUNDS: 22

STAGE PROCEDURE:

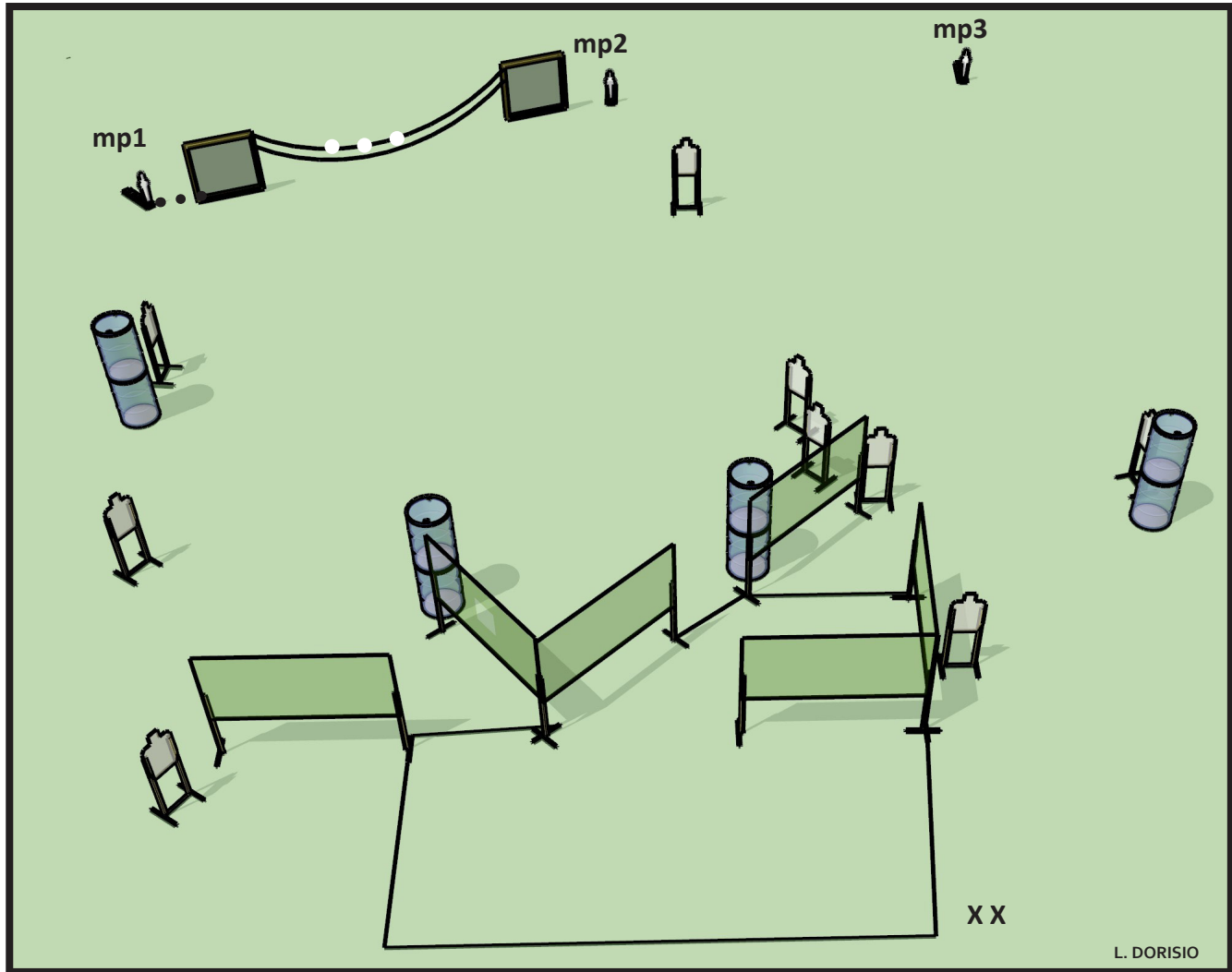
Upon start signal engage targets within the shooting area.

>When opened, door activates swinger 1 (sw1) and out and back (o&b1) is activated by mini popper (mp1) and both swinger and out and back are visible at rest.

>Mini popper 2 (mp2) activates max trap 1 (max1) and is visible at rest.

WESTERN PENNSYLVANIA SECTION MATCH

STAGE 10 - BILL'S BLACK & GOLD



START POSITION: Toes on marks. Handgun loaded wrist below belt. PCC loaded, stock on belt, muzzle pointed down range.

SCORING: Comstock

TARGETS: 9 USPSA targets, 3 mini poppers, 3 plates

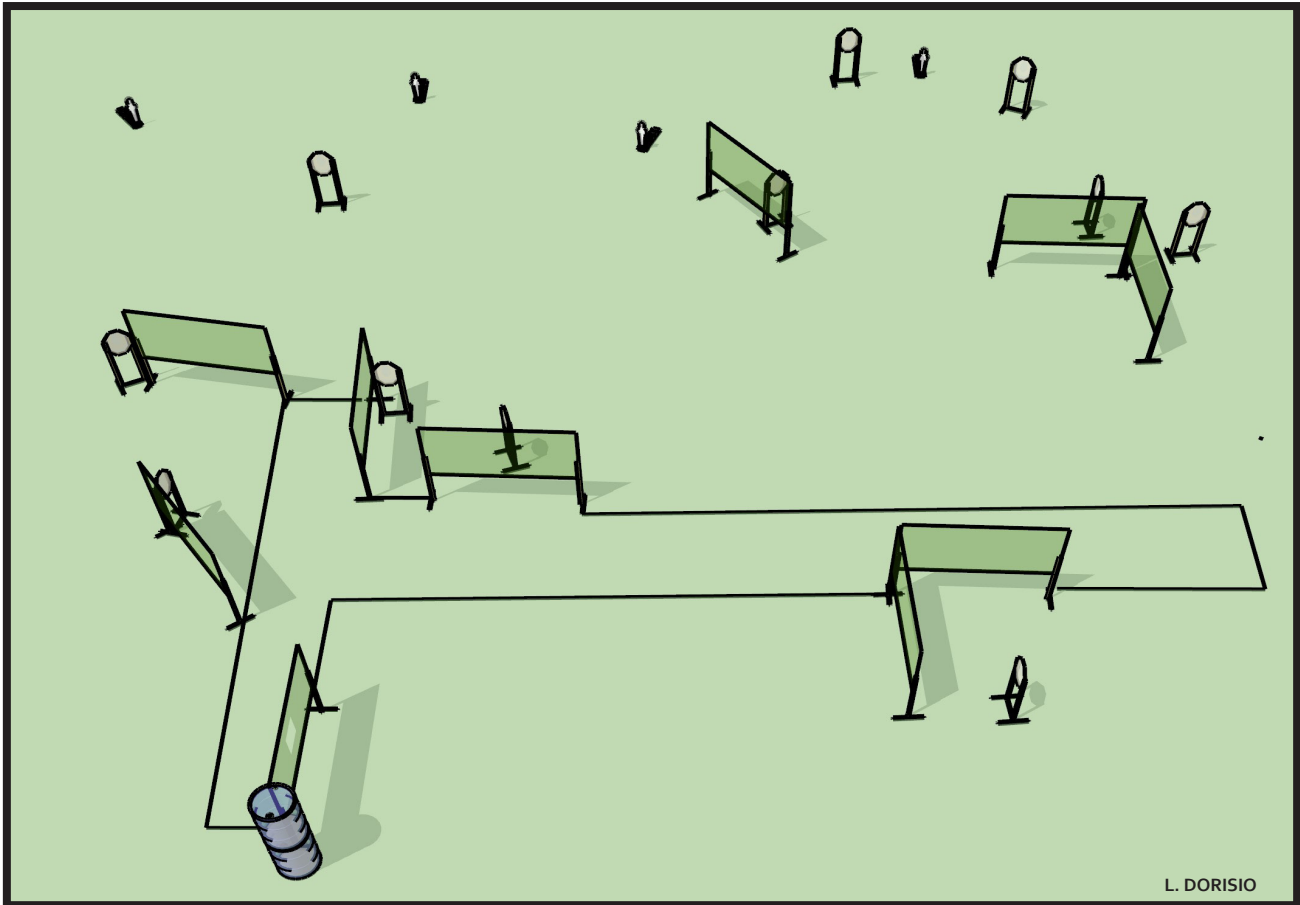
ROUNDS: 24

STAGE PROCEDURE:

Upon start signal engage targets as they become visible. Rolling coaster plate is activated by mp1, plates must fall to score.

WESTERN PENNSYLVANIA SECTION MATCH

STAGE 11 - BATTLEFIELD BLITZ



L. DORISIO

START POSITION: Firearm loaded and holstered, wrist below belt, toes on marks. PCC loaded, stock on belt, muzzle pointed down range. on mark.

STAGE PROCEDURE:

At start signal enter shooting area and engage targets as they become visible.

SCORING: Comstock

TARGETS: 11 USPSA targets, 4 mini poppers

ROUNDS: 26

SQUAD MATRIX

Friday - STAFF	STAGE											
	Time	1	2	3	4	5	6	Chrono	7/8	9	10	11
	08:00	101		102			103			104		
	8:40		101		102			103			104	
	9:20			101		102			103			104
	10:00	104			101		102			103		
	10:40		104			101		102			103	
	11:20			104			101		102			103
	12:00	Lunch										
	12:40	103			104			101		102		
	13:20		103			104			101		102	
	14:00			103			104			101		102
	14:40	102			103			104			101	
	15:20		102			103			104			101

Saturday	STAGE											
	Time	1	2	3	4	5	6	Chrono	7/8	9	10	11
	08:00	201		202		203			204		205	
	8:40		201		202		203			204		205
	9:20	205		201		202		203			204	
	10:00		205		201		202		203			204
	10:40	204		205		201		202		203		
	11:20		204		205		201		202		203	
	12:00	Lunch										
	12:40			204		205		201		202		203
	13:20	203			204		205		201		202	
	14:00		203			204		205		201		202
	14:40	202		203			204		205		201	
	15:20		202		203			204		205		201

Sunday	STAGE											
	Time	1	2	3	4	5	6	Chrono	7/8	9	10	11
	08:00	301	302	303		305	306		307	308	309	
	8:40		301	302	303		305	306		307	308	309
	9:20	309		301	302	303		305	306		307	308
	10:00	308	309		301	302	303		305	306		307
	10:40	307	308	309		301	302	303		305	306	
	11:20		307	308	309		301	302	303		305	306
	12:00	Lunch										
	12:40	306		307	308	309		301	302	303		305
	13:20	305	306		307	308	309		301	302	303	
	14:00		305	306		307	308	309		301	302	303
	14:40	303		305	306		307	308	309		301	302
	15:20	302	303		305	306		307	308	309		301

- On your first stage, place 8 rounds and the provided slip with your name and squad number filled in, into the chrono bag. Return chrono bag to the staff at the stage.
- Lunch will be served at the clubhouse time determined by match director
- Please do your part resetting the stage (pasting and setting Steel/Activators) so that we can finish at a reasonable hour.